

PINNACLE – OLYMPIA

SINGLE SIDED LOG DIAGRAM

OPS1807PL

Step 1



Step 2



Step 3



012420

OPS2408PL

Step 1




Step 2



Step 3




Step 4




OPS3010PL


Step 1



Step 2















Step 3



Step 4



**INDIVIDUAL
LOG DIAGRAM**

<p>5817TN</p> 	<p>5819TN</p> 
<p>5820TN</p> 	<p>5822TN</p> 
<p>5823TN</p> 	<p>5824TN</p> 
<p>5826TN</p> 	<p>5827TN</p> 
<p>5828TN</p> 	<p>5834TN</p> 
<p>5835TN</p> 	<p>5837TN</p> 
<p>5838TN</p> 